

**AUDI Q5 (FY)**

year: **2017** →

with and without Keyless System

program №: **11921**

from: **2017-09-01**

connector 8 pin							
CAN H	CAN L	CAN H	CAN L	CAN H	CAN L	OUT +/-	OUT +/-
CAN1-H	CAN1-L	CAN2-H	CAN2-L	CAN3-H	CAN3-L	Alt. control blinkers	Alt. control central lock.
1	2	3	4	5	6	7	8
+	+						

connector 11 pin										
OUT	OUT	OUT	OUT		IN	IN	IN	-	+	
Door sensors	Alarm	Factory remote	Ignition		All doors unlock	All doors lock	Turn signal control	GND	PWR +12V	
1	2	3	4	5	6	7	8	9	10	11
+	+	+	+			+	+	+	+	+

Front left door	Front right door	Rear left door	Rear right door	Trunk cover	Engine cover (Hood)	Alarm emulated	Factory alarm	Comfort closure	Control of factory alarm	Control centr.lock. when ign.is on
+	+	+	+	+	+	+	+	+		+

Comments: The "Turn signal control" function controls the left and right turn signal alternately. The immobilizer becomes active after 30 seconds from the moment of signaling the state of arming.



**WIRE CONNECTING ORDER: GROUND, +12V, SET THE PROGRAM NUMBER FOR THE GIVEN VEHICLE, CONNECT CAN-L AND CAN-H.**

**CAN1**

black connector 73PIN  
**orange/brown pin41 CANL**  
**orange/green pin40 CANH**  
 black connector 73PIN

(alternative control blinkers - emergency light switch)



**VIN:**  
**WAUxxxFYxxxxxxxxxx**



**BMW i8 (I12) (Keyless)(Plug-in)**

year: **2014** →

with Keyless System

program No: **11692**

from: **2018-03-30**

connector 8 pin							
CAN H	CAN L	CAN H	CAN L	CAN H	CAN L	OUT +/-	OUT +/-
CAN1-H	CAN1-L	CAN2-H	CAN2-L	CAN3-H	CAN3-L	Alt. control blinkers	Alt. control central lock.
1	2	3	4	5	6	7	8
+	+	+	+	+	+	-	-

connector 11 pin										
OUT -	OUT -	OUT -	OUT -			IN -	IN -	IN +	-	+
Door sensors	Alarm	Factory remote	Ignition			All doors unlock	All doors lock	Turn signal control	GND	PWR +12V
1	2	3	4	5	6	7	8	9	10	11
+	+	+	+	-	-	+	+	+	+	+

Front left door	+
Front right door	+
Rear left door	-
Rear right door	-
Trunk cover	+
Engine cover (Hood)	+

Alarm emulated	+
Factory alarm	+
Comfort closure	+
Control of factory alarm	-
Control centr.lock, when igm.is on	+

Comments: The "All doors lock" function does not lock fuel filler flap. The "All doors unlock" function does not unlock fuel filler flap.



**WIRE CONNECTING ORDER: GROUND, +12V, SET THE PROGRAM NUMBER FOR THE GIVEN VEHICLE, CONNECT CAN-L AND CAN-H.**

**CAN3**

black 54PIN (A258\*8B) connector  
**orange CANL**

**CAN1**

yellow **CANH**  
black 54PIN (A258\*8B) connector

black 54PIN (A258\*8B) connector  
**blue pin46 CANH**


red **pin45 CANL**  
black 54PIN (A258\*8B) connector

**CAN2**

black 54PIN (A258\*8B) connector  
**blue pin49 CANL**

gray **pin50 CANH**  
black 54PIN (A258\*8B) connector

(alternative control blinkers  
- emergency light switch)  
white 54PIN (A258\*7B) connector  
**brown/blue pin31**



**VW eGOLF 7 (AU) (Plug-in)**

year: **2017** →

with and without Keyless System

program №: **12216**

from: **2018-04-03**

connector 8 pin							
CAN H	CAN L	CAN H	CAN L	CAN H	CAN L	OUT +/-	OUT +/-
CAN1-H	CAN1-L	CAN2-H	CAN2-L	CAN3-H	CAN3-L	Alt. control blinkers	Alt. control central lock.
1	2	3	4	5	6	7	8
+	+					+	

connector 11 pin										
OUT	OUT	OUT	OUT		IN	IN	IN	-	+	
Door sensors	Alarm	Factory remote	Ignition		All doors unlock	All doors lock	Turn signal control	GND	PWR +12V	
1	2	3	4	5	6	7	8	9	10	11
+	+	+	+			+	+	+	+	+

Front left door	Front right door	Rear left door	Rear right door	Trunk cover	Engine cover (hood)	Alarm emulated	Factory alarm	Comfort closure	Control of factory alarm	Control centr.lock. when ign.is on
+	+	+	+	+	+	+	+			+

Comments: When the car is locked by the factory remote control, the "All doors unlocks" function does not work. When the car is locked by the factory remote control, the function "Trunk release" does not work.





**WIRE CONNECTING ORDER: GROUND, +12V, SET THE PROGRAM NUMBER FOR THE GIVEN VEHICLE, CONNECT CAN-L AND CAN-H.**

**CAN1**

black connector „A“ 73PIN  
**orange-brown pin17 CANL**  
**orange-green pin16 CANH**  
 black connector „A“ 73PIN

(alternative control blinkers  
 - emergency light switch)  
 connector „C“ PIN/3  
**purple/yellow pin 42**



**BCM A connector**

**VIN: WWxxxAUxxxxxxxxxx**

