

**ATTENTION: CUT ONLY
THE STARTER'S CIRCUIT**
(Block max. 15A 12V or max. 7,5A 24V)

Cut

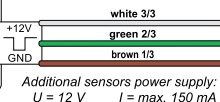
grey wire
(perm. soldered to GND)
- cutting it and soldering
in it's place the authorization
button will activate
the immobilizer function

sold the
grey button
in cut place



how to connect the button

**ADDITIONAL
SENSOR
(optional)**



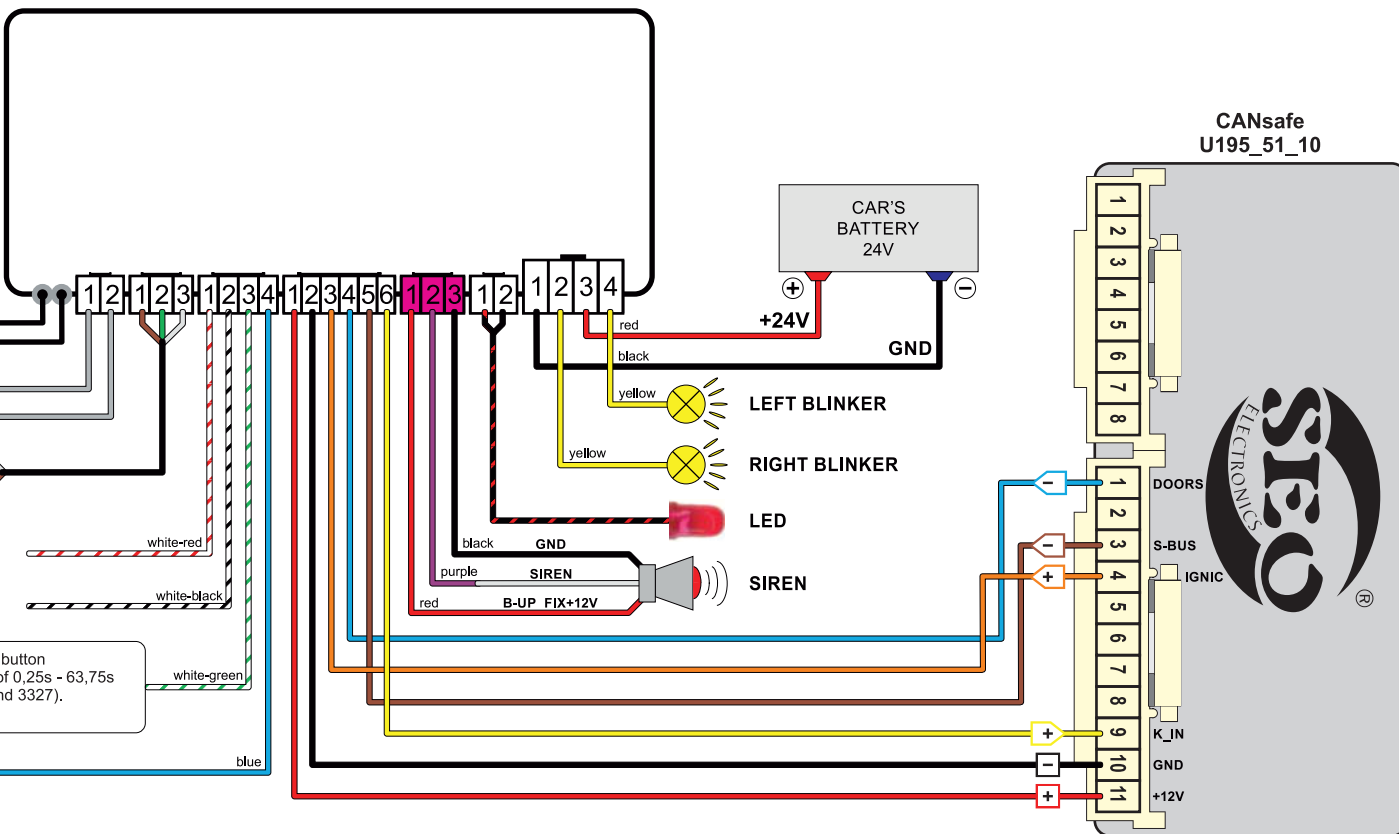
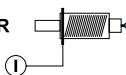
LOCK - central lock closing

Maximum LOCK&UNLOCK output's load 150mA

UNLOCK - central lock opening

ADDITIONAL CHANNEL Pressing the off switch button
in the pilot three times will generate a GND pulse of 0,25s - 63,75s
duration (look programming for instalator's 3326 and 3327).
Maximum output load is 150mA

DOOR'S SENSOR



CANsafe
U195_51_10



Brand: **AUTOALARM SEO**

Model: **DOLPHIN 12/24V**

year: **08** →

rev00